

*Hello,*

I'm Alec Sharples and the owner of Funeral Stationery 4U.

We've been printing funeral stationery for over 25 years and we know how helpful it can be to have someone take all the hassle and work away from you.

I know you want to provide a really memorable, eye catching and fitting Order of Service for the funeral and getting to that point can be a bit of a challenge.

If that's the case, let us help you.

Just fill out the information you've got and if there's some gaps, don't worry, just hit the Done for You button and we'll put everything together for you.

All the very best

*Alec*

*Intro...*

Please fill out your details below and click next to proceed to the next step.












Your Name

Your Contact Number

Your Email Address

Preferred form of contact: Phone  Email

*Next*




## Step 1 - select front cover design

Please select *only one* cover design. click on the image of the cover style you like, a black tick will appear and then click next...

Next

## Typical Front cover design; your design may vary

John Louis Bromley



1st July 1937 - 6th March 2017

The Willows, Gordon Avenue, Chester

Much loved Husband, Father, Grandfather and Friend,  
Who passed away on Wednesday 30th September 2016,  
Aged 79 years

St Michael's Church, Warren Road, Chester

Monday 5th September 2018)

## Step 2 - input front cover text

Please fill out the details you wish to include on your cover design from the available options below. Please write text as you wish it to appear on your artwork.

When your happy, click next to proceed to the next step.

Name of Loved One

Cover Photo Required?

Yes

No

Life: From - To Dates

Address of Loved One

Tribute Text

Location of Service

Date of Service

Next

## Step 3 - input inner pages text

Our Funeral Order of Services are printed in four page increments. The page count of your finished Funeral Order of Service will be determined by the amount of content you wish to include.

Dont worry about page count for now, just fill out the information you would like to include and once we recieve your order we will contact you with an estimated size.

When you have filled in all the information you want to include, click next to proceed to the next step.

'Name' of Minister/Celebrant Conducting the Service

Minister/Celebrant's Place of Ministry

Opening/entrance music:

Name of Piece

Name of Composer

Number of hymns?

1

2

3

We hold many popular hymns on file and if you tell us the first line of your chosen hymn we'll drop the remaining wording in for you. Unless otherwise requested we'll include the most commonly used verses. - **Additional hymns can be added in "OTHER NOTES" field at the end of 'STEP 3'.**

First Line of Hymn 1

First Line of Hymn 2

First Line of Hymn 3

[Next](#)

## Step 3 - continued

Many people choose to include standard prayers in their Funeral Order of Service. If you know the full text for the prayers and you wish to include them, please **copy the text and then paste** it in the box(s) below.

Number of Prayers? 1  2  3

Text of Prayer 1 as you wish it to appear. [Tip: Instead of typing out the prayer in full, Try to find a digital version of it on-line and then simply copy the text and paste it into this box.]

Text of Prayer 2 as you wish it to appear. [Tip: Instead of typing out the prayer in full, Try to find a digital version of it on-line and then simply copy the text and paste it into this box.]

Text of Prayer 3 as you wish it to appear. [Tip: Instead of typing out the prayer in full, Try to find a digital version of it on-line and then simply copy the text and paste it into this box.]

If you would like a reading(s) included in your Order of Service, please specify the name of the reader [if required] and the reading text [if required].

Number of Readings? 1  2  3

First Reading: Name of Reader

Text of Reading 1 as You Wish it to Appear

Second Reading: Name of Reader

Text of Reading 2 as You Wish it to Appear

Third Reading: Name of Reader

Text of Reading 3 as You Wish it to Appear

[Next](#)

## *Step 3* - continued

Orders of service usually include the title of any closing elements which the service may have. The three typically used are listed below. Please tick all relevant and they will be included.

Prayers

The Committal

Blessing

Closing/Exit Music:

Name of Piece

Name of Composer

*Next*

## Step 4 - input back cover content

Typically a back cover of a Funeral Order of Service will include a message of thanks from the family and maybe some information about the post service gathering, if there is one.

It is usual to mention something about any donations in memory of (name of loved one) and how they can be made.

Add rear page text here...

Cover Photo Required?

Yes

No

Caption Text

If there is any information you would like to include in your Funeral Order of Service that is not allowed for in this PDF please write it in the box below...

Add any additional notes which apply to your Funeral Order of Service here...

[Next](#)

## Step 5 - photo

Photo pages bring a wonderful element of colour and warmth to any Funeral Order of Service and are a truly unique way of remembering the most important moments of a loved one's life and times.

If you have any custom photo requirements [such as adding inner photo pages] please let us know and we can make sure we contact you to discuss them following our receipt of your form.

Custom Photo Requests?

Yes

No



[Next](#)



## *Step 6* - Please submit your information

When you are happy with the information in this form simply click submit and this PDF will be attached to an email. Click send and the form will be on its way to us...

Once you click submit you will be asked to "Allow" your Email to connect with ours. Once allowed your email will be ready to send.

As soon as we receive your form, one of our Funeral Stationery experts will be in touch.

Thank You for using our Done For You Service.

If for some reason the 'Submit' button does not work on your computer, please save the completed PDF and send it to:

[enquiries@funeralstationery4u.co.uk](mailto:enquiries@funeralstationery4u.co.uk)

*Thank you  
for your order*



*Submit*